

HX65A

TRACKED EXCAVATOR



Gross Power
48.5 kW (65.9 hp) at 2400 rpm

Bucket Capacity
0.07 to 0.18 m³


Operating Weight
6080 kg

PRODUCTIVITY & PERFORMANCE

The highly efficient Stage V Hyundai engine enhances fuel efficiency yet still offers industry-leading performance, along with low noise and vibration. And thanks to its optimised design and counterweight, the HX65A has the best work stability in its class.

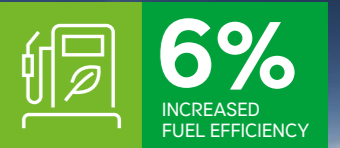
Greater efficiency

The new Hyundai engine increases fuel efficiency by 6% compared to the previous model, while having the highest torque in its class. And with a DOC + DPF installed, it doesn't need any extra additives.



The high-powered Stage V Hyundai DM02V engine delivers 66 HP and peak torque of 248 Nm.

A 4-way hydraulic line provides greater versatility for the operator allowing a greater use of attachments.



Built for tough working

The HX65A is designed to withstand harsh treatment, increased thickness lower frame, wet track link, full track guards give maximum protection and durability.

Dozer, boom and engine hood guarding give extra protection.

Powerful driving motor

Powerful track motors provide unrivaled performance and traction.



Optimal counterweight

Lifting force has been increased massively by installing a heavy counterweight. It also enables the best working stability in its class.

Improved engine cowl air vent

Increasing the vent hole of the engine cowl by 76% has improved engine cooling and durability and reduced noise.

Reinforced bushing application

Durability is enhanced by applying dimple bushing to the boom pin area.

Complete durability

A double layer air cleaner blocks dust from the engine, which optimises the air filter replacement and the engine's durability.

Optimal hydraulic pipeline layout

The hydraulic pipes are placed at the top of the boom to prevent damage when working in narrow trenches.

Seamless performance

By designing everything in-house, Hyundai has created the perfect synergy between engine and machine, with reduced noise and vibration enhancing operator comfort.



COMFORT & EASE OF USE

In the new HX65A, comfort and efficiency go hand in hand. The standard proportional joysticks improve operating while the new 7-inch cluster makes diagnosing your machine as easy as possible. More space, better visibility and enhanced features make sure the operator enjoys a comfortable working environment.

Intelligent & wide cluster

The new layout increases the operator's comfort and productivity thanks to an increase in space, better visibility and new tools.

✔ New 7-inch touchscreen cluster

The new cluster maximises operator productivity by providing integrated, easy access to all necessary information, from the outside temperature to the power modes and hydraulics settings, on a highly readable screen.



Proportional joysticks **A**

The proportional joysticks as standard will greatly improve the operability of your machine and your attachments.

Smooth operation

A proven, high-quality RCV (Remote Control Valve) lever has been added to improve operating and let you personalise settings such as attachment control.

Bluetooth Radio **B**

Audio and hands free functions are conveniently located.

✔ Comfort in all weathers

Standard air conditioning has been improved in the front and rear, while a 3-level, adjustable heated seat ensures maximum comfort.



✔ Push button start

An innovative machine requires convenient modern functions like the button-type ignition key with start & stop function, plus added USB ports.



SAFETY

Hyundai excavators don't just meet the required safety standards, they exceed them. The HX65A includes multiple safety tools as standard like Auto safety locks on boom, arm and dozer blade cylinder, while a rear view camera ensures the safest working environment possible.

Max visibility

Visibility is key while working. That's why the HX65A is equipped with a rear-view camera as standard with the option of a side-view camera.



Rear-view camera as standard



LED lamps

For added safety, LED lamps are used in all the worklights with the boom worklights recessed to help prevent damage when working.

Seat belt warning alarm

If the seat belt is not buckled when the ignition key is turned, an alarm is sounded, along with a continuous visual alert.

Auto Safety Lock

The Auto Safety Lock prevents unintended operation due to the excavator not being controlled solely by the RCV lever.



SERVICEABILITY & TELEMATICS

The HX65A is designed to offer simple daily inspections of all major parts and quick, easy maintenance. All parts are accessible from ground level through extra wide opening cowl doors.

No additives required

The HX65A can be used without additional additives through fuel line reinforcement.

Added Toolbox

Increased storage space with additional toolbox.

Double air cleaners

Dual air cleaners give increased filtration ensuring maximum engine life and long service intervals.

Optimal placement of filters

Large engine hood and easy ground level access to daily checks and filters.



Hi MATE

It's convenient, easy and valuable. Hi MATE, Hyundai's remote management system, utilises GPS-satellite technology to provide customers with the highest level of service and product support available.

Increase productivity

By providing information such as service hours, idle time and fuel consumption, Hi MATE saves you money and improves productivity. Service alerts enable better maintenance planning.

Monitor your machines

Hi MATE's real-time location information allows convenient monitoring of your equipment via the Hi MATE website or mobile app.

Improve Security

Protect your equipment from theft or unauthorised usage. Hi MATE's geofencing alerts notify you automatically when a machine leaves a predetermined zone.

ECD (Engine Connected Diagnostics)

ECD provides troubleshooting information as well as tailored servicing. Service technicians are supported with remote diagnostics allowing them to achieve quick resolution rate.

Mobile fleet app

Our Mobile Fleet app provides all the information you need to run your fleet efficiently and economically.



HCE-DT Air allows service technicians to connect to your equipment wirelessly via smartphone and laptop right on site.



Keeping you covered

Hyundai Genuine Parts and accessories are designed to keep your machine running at optimum performance, with 24-hour delivery across our dealer network. Hyundai Standard and Extended Warranty Programmes provide peace of mind and give you full control over your operating costs.

HX65A SPECIFICATIONS

| SPECIFICATIONS | HX65A |
|------------------------|---|
| ENGINE | |
| Maker / Model | DM02VB HCE / D24 |
| Type | 4-cycle, turbocharged, intercooled, electronic controlled diesel engine |
| Gross Power @ 2400 rpm | 48.5 kW (65.9 hp) |
| Net Power @ 2400 rpm | 47 kW (63.9 hp) |
| Max. Power @ 2400 rpm | 48.5 kW (65.9 hp) |
| Peak Torque | 248 N-m at 183 rpm |
| Displacement | 2,392 l |
| Starting Motor | 12V x 2.5 kW |
| Alternator | 13.5V-90A |

| HYDRAULIC SYSTEM | |
|---|---|
| Open Centre hydraulic system with two hydraulic pumps | |
| MAIN PUMP | |
| Type | Variable displacement tandem axial piston pumps |
| Max. flow | 2 x 55 l/min |
| PILOT PUMP | |
| Type | Two gear pumps (pilot + swing, swivel, dozer) |
| Max. flow | 38.4 + 9.5 l/min |

| HYDRAULIC MOTORS | | |
|-------------------------------|--|------------------|
| Travel | Two fixed displacement axial piston motors | |
| Swing | Fixed displacement axial piston motors | |
| RELIEF VALVE SETTING | | |
| Implement circuits | 220 kgf/cm ² (3130 psi) | |
| Travel | 350 kgf/cm ² (4980 psi) | |
| Swing circuit | 230 kgf/cm ² (3280 psi) | |
| Pilot circuit | 220 kgf/cm ² (3130 psi) | |
| HYDRAULIC CYLINDERS | | |
| No. of cylinder bore x stroke | Arm: | 1-115 x 1138 mm |
| | Bucket: | 1-100 x 850 mm |
| | Blade: | 2-110 x 235 mm |
| | Outrigger: | 2-125 x 463 mm |
| | Monoboom: | 1-105 x 1,105 mm |

| DRIVES & BRAKES | |
|--------------------------------|---|
| Drive method | Fully Hydrostatic Type |
| Drive motor | Two Axial Piston Motors, In-Shoe Design |
| Reduction System | Planetary Reduction Gear |
| Max. Drawbar Pull | 5,221 kgf |
| Max. Travel Speed (High / Low) | 2.2 / 4.2 km/h |
| Gradeability | 35° (70%) |

| CONTROLS | |
|---|--|
| Pilot pressure operated joysticks and pedals with detachable lever provide almost effortless and fatigueless operation. | |
| Pilot control | Two Joysticks with One Safety Lever (LH): Swing and Arm, (RH): Boom and Bucket |
| Traveling and Steering | Two Levers With Pedals |
| Engine throttle | Electric, Dial Type |

| SPECIFICATIONS | HX65A |
|---------------------------|---------------------------------------|
| SWING SYSTEM | |
| Swing motor | Fixed displacement axial piston motor |
| Swing reduction | 2 - stage planetary |
| Swing bearing lubrication | Grease-Bathed |
| Swing brake | Multi wet disc |
| Swing speed | 9.4 rpm |

| CAPACITIES | |
|-----------------------------------|--------------|
| | liter |
| Fuel tank | 125 |
| Engine coolant | 11 |
| Engine oil | 8.6 |
| Swing device | 1.5 |
| Final drive | 1 |
| Hydraulic system (including tank) | 120 |
| Hydraulic tank | 70 |

| UNDERCARRIAGE | |
|---|-------------------------|
| The X-leg type-center frame-is integrally welded with reinforced box section track frames. The undercarriage includes lubricated rollers, idlers, track adjusters with shock absorbing springs and sprockets, and a track chain with double or triple grouser shoes | |
| Centre frame | X-Leg type |
| Track frame | Pentagonal box type |
| No. of shoes on each side | 76 |
| No. of carrier roller | 2 x 1 |
| No. of track roller | 2 x 5 |
| No. of rail guard | Option for steel tracks |

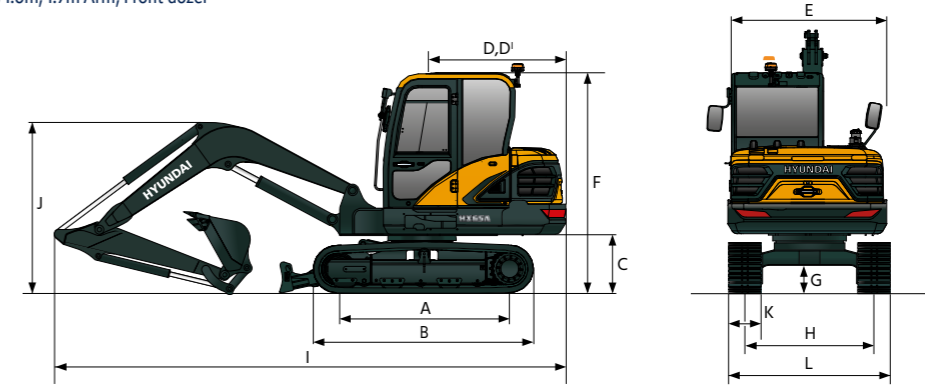
| OPERATING WEIGHT (APPROXIMATE) | | | | |
|--|----------------------------|------------|------------------|--------------------------|
| Operating weight, including 3000 mm boom, 1600mm arm, SAE heaped 0.18 m ³ bucket, lubricant, coolant, full fuel tank, full hydraulic tank and all standard equipment. | | | | |
| OPERATING WEIGHT | | | | |
| Type | Shoe type | Shoe width | Operating weight | Ground pressure |
| HX65A | Rubber tracks | 400 mm | 6080 kg | 0.35 kgf/cm ² |
| | steel tracks w/rubber pads | 400 mm | 6460 kg | 0.37 kgf/cm ² |
| | steel tracks | 380 mm | 6250 kg | 0.38 kgf/cm ² |

| AIR CONDITIONING SYSTEM | |
|--|--|
| The air conditioning system contains fluorinated greenhouse gas refrigerant R134a (Global Warming Potential = 1430). The system contains 0.65 kg of refrigerant representing a CO ₂ equivalent of 0.93 metric tonnes. | |

HX65A DIMENSIONS & WORKING RANGE

HX65A MONO BOOM DIMENSIONS

3.0 Mono boom, 1.6m, 1.9m Arm, Front dozer



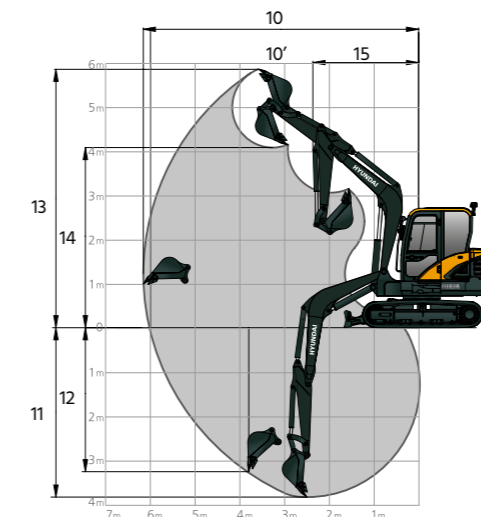
Unit : mm

| | | |
|----|-------------------------------------|------|
| A | Tumbler distance | 2010 |
| B | Overall length of crawler | 2544 |
| C | Ground clearance of upper structure | 687 |
| D | Tail swing radius | 1650 |
| D' | Rear-end length | 1650 |
| E | Overall width of upper structure | 1850 |
| F | Overall height of cab | 1695 |
| G | Min. Ground clearance | 271 |
| H | Track gauge | 1500 |

| | | | |
|---|------------------------|------|------|
| | Boom length | 3000 | |
| | Arm length | 1600 | 1900 |
| I | Overall length | 5995 | 5970 |
| J | Overall height of boom | 2595 | 2595 |
| K | Track shoe width | 400 | 400 |
| L | Overall width | 1900 | 1900 |

HX65A WORKING RANGE

Unit : mm



| | | | |
|----|-------------------------------------|------|------|
| | Boom length | 3000 | |
| | Arm length | 1600 | 1900 |
| A | Max. Digging reach | 6150 | 6450 |
| A' | Max. Digging reach on ground | 6020 | 6320 |
| B | Max. Digging reach depth | 3770 | 4070 |
| B' | Max. Digging reach depth (8' level) | 3380 | 3720 |
| C | Max. Vertical wall digging depth | 3230 | 3600 |
| D | Max. Digging height | 5760 | 5980 |
| E | Max. Dumping height | 4000 | 4210 |
| F | Min. Swing radius | 2375 | 2410 |

HX65A LIFTING CAPACITY

Rating over-front Rating over-side or 360 degrees

HX65A

3.0 m boom, 1.6 m arm equipped with 285kg counter weight and 400mm tracks

| Lift-point height m | Lift-point radius | | | | | | | | | | | | | | | | At max. Reach | | | | | | |
|---------------------|-------------------|-------|-------|-------|------|-------|------|------|-------|-------|------|------|-------|----|------|----|---------------|----|---------|----|--|--|--|
| | 2.0 m | | | | 3.0m | | | | 4.0 m | | | | 5.0 m | | | | Capacity | | Reach m | | | | |
| | | | | | | | | | | | | | | | | | | | | | | | |
| Dozer Blade | Down | Up | Down | Up | Down | Up | Down | Up | Down | Up | Down | Up | Down | Up | Down | Up | Down | Up | Down | Up | | | |
| 4.0m | kg | | | | | | | | | | | | | | | | | | | | | | |
| 3.0m | kg | | | | | | | | | | | | | | | | | | | | | | |
| 2.0m | kg | | | | | | | | | | | | | | | | | | | | | | |
| 1.0m | kg | | | | | | | | | | | | | | | | | | | | | | |
| 0.0m | kg | | | | | | | | | | | | | | | | | | | | | | |
| -1.0m | kg | *3080 | *3080 | *3080 | 2840 | *2750 | 1920 | 1650 | 1490 | *1890 | 1260 | 1100 | 1000 | | | | | | | | | | |
| -2.0m | kg | *3610 | *3610 | 3260 | 2900 | *2290 | 1950 | 1670 | 1520 | | | | | | | | | | | | | | |

3.0 m boom, 1.9 m arm equipped with 285kg counter weight and 400mm tracks

| Lift-point height m | Lift-point radius | | | | | | | | | | | | | | | | At max. Reach | | | | | | |
|---------------------|-------------------|-------|-------|-------|-------|-------|-------|-------|-------|-------|------|------|-------|-------|------|------|---------------|-------|------|-----|----------|-------|---------|
| | 1.0 m | | | | 2.0 m | | | | 3.0m | | | | 4.0 m | | | | 5.0 m | | | | Capacity | | Reach m |
| | | | | | | | | | | | | | | | | | | | | | | | |
| Dozer Blade | Down | Up | Down | Up | Down | Up | Down | Up | Down | Up | Down | Up | Down | Up | Down | Up | Down | Up | Down | Up | | | |
| 5.0m | kg | | | | | | | | | | | | | | | | | | | | | | |
| 4.0m | kg | | | | | | | | | | | | | | | | | | | | | | |
| 3.0m | kg | | | | | | | | | | | | | | | | | | | | | | |
| 2.0m | kg | | | | | | | | | | | | | | | | | | | | | | |
| 1.0m | kg | | | | | | | | | | | | | | | | | | | | | | |
| 0.0m | kg | | | | | | | | | | | | | | | | | | | | | | |
| -1.0m | kg | *1920 | *1920 | *1920 | *1920 | *2710 | *2710 | *2710 | *2710 | *2820 | 1920 | 1640 | 1490 | *1920 | 1250 | 1090 | 990 | *1380 | 920 | 810 | 740 | *1380 | 920 |
| -2.0m | kg | *3140 | *3140 | *3140 | *3140 | *4070 | 3990 | 3230 | 2860 | *2480 | 1940 | 1660 | 1500 | *1670 | 1260 | 1100 | 1000 | | | | | | |
| -3.0m | kg | | | | | | | | | | | | | | | | | | | | | | |

3.0 m boom, 1.9 m arm equipped with 335kg counter weight and 400mm tracks

| Lift-point height m | Lift-point radius | | | | | | | | | | | | | | | | At max. Reach | | | | | | |
|---------------------|-------------------|-------|-------|-------|-------|-------|-------|-------|-------|-------|------|------|-------|-------|------|------|---------------|-------|------|-----|----------|-------|---------|
| | 1.0 m | | | | 2.0 m | | | | 3.0m | | | | 4.0 m | | | | 5.0 m | | | | Capacity | | Reach m |
| | | | | | | | | | | | | | | | | | | | | | | | |
| Dozer Blade | Down | Up | Down | Up | Down | Up | Down | Up | Down | Up | Down | Up | Down | Up | Down | Up | Down | Up | Down | Up | | | |
| 5.0m | kg | | | | | | | | | | | | | | | | | | | | | | |
| 4.0m | kg | | | | | | | | | | | | | | | | | | | | | | |
| 3.0m | kg | | | | | | | | | | | | | | | | | | | | | | |
| 2.0m | kg | | | | | | | | | | | | | | | | | | | | | | |
| 1.0m | kg | | | | | | | | | | | | | | | | | | | | | | |
| 0.0m | kg | | | | | | | | | | | | | | | | | | | | | | |
| -1.0m | kg | *1920 | *1920 | *1920 | *1920 | *2710 | *2710 | *2710 | *2710 | *2820 | 1970 | 1680 | 1520 | *1920 | 1280 | 1120 | 1020 | *1380 | 940 | 830 | 760 | *1380 | 940 |
| -2.0m | kg | *3140 | *3140 | *3140 | *3140 | *4070 | *4070 | *4070 | 2930 | *2480 | 1980 | 1700 | 1540 | *1670 | 1290 | 1130 | 1030 | | | | | | |
| -3.0m | kg | | | | | | | | | | | | | | | | | | | | | | |

- Lifting capacities are based on ISO 10567.
- Lifting capacity of the HX A-series does not exceed 75% of tipping load with the machine on firm, level ground or 87% of full hydraulic capacity.
- The Lift-point is bucket pivot mounting pin on the arm (without bucket mass).
- (*) indicates load limited by hydraulic capacity.
- Caution: please be aware of the local regulations and instructions for lifting operations.

HX65A STANDARD/OPTIONAL EQUIPMENT

| MACHINE EQUIPMENT | STD | OPT |
|---|-----|-----|
| Arm 1600 mm | • | |
| Arm 1900 mm (long) | | • |
| Arm safety valves | • | |
| Boom 3000 mm | • | |
| Boom safety valves | • | |
| Quick coupler Hyundai + hook push | | • |
| Quick coupler Hyundai + hook slide | | • |
| With control linkage | • | |
| Counterweight 235 kg | • | |
| Counterweight 335 kg | | • |
| Counterweight 435 kg | | • |
| Rotation piping prop. | | • |
| Breaker & clamshell piping prop. | • | |
| Quick coupler piping | | • |
| Dozer blade safety valve | • | |
| Tracks 400 mm (rubber) | • | |
| Tracks 400 mm + rubber pads | | • |
| Tracks 500 mm + rubber pads | | • |
| Tracks 380 mm (steel) | | • |
| Tracks 450 mm (steel) | | • |
| Roadliners 500 mm | | • |
| Track guard 2EA | | • |
| Proportional joysticks | • | |
| Adjustable heatable seat (fabric) | • | |
| Adjustable seat (pvc) | | • |
| Radio & USB | • | |
| Standard Key | | • |
| Smart Key + Start Button | • | |
| Fuel filler pump | | • |
| Customized painting | • | |
| Boom light (LED) | • | |
| Front + Rear LED working light on cabin | • | |
| Beacon lamp LED | | • |
| Rearview camera | | • |
| Accumulator | • | |
| FOG Protection (top) | | • |
| FOG Protection (front + top) | | • |
| Travel alarm | | • |
| Hi MATE | | • |
| Hydr. oil - VG46 | • | |
| Hydr. oil - tropical region VG68 | | • |
| Hydr. oil - cold region VG32 | | • |
| Bio degr. oil Panolin VG 46 | | • |

- * Standard and optional equipment may vary. Contact your Hyundai dealer for more information. The machine may vary according to International standards.
- * The photos may include attachments and optional equipment that are not available in your area.
- * Materials and specifications are subject to change without advance notice.

HYUNDAI



HD Hyundai Construction Equipment Europe nv, Hyundailaan 4,
3980 Tessenderlo, Belgium. Tel: (32) 14-56-2200 Fax: (32) 14-59-3405

Specifications and design are subject to change without notice.
Pictures of Hyundai Construction Equipment Europe products may
show other than standard equipment.

READY TO CHANGE YOUR WORLD?

Contact your Hyundai dealer.
hyundai-ce.eu/en/dealer-locator